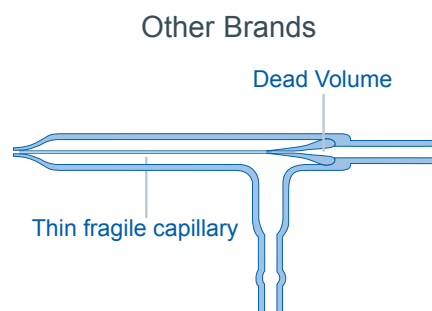
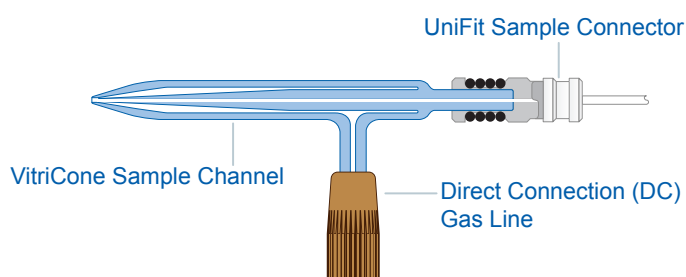


MicroMist DC Nebulizer

Industry Standard for ICP-MS Applications

The Glass Expansion MicroMist™ low-flow nebulizer is ideal for ICP-MS applications due to its excellent transport efficiency and precision. The MicroMist uses the same VitriCone™ technology as the industry standard Conikal and SeaSpray nebulizers, resulting in the most rugged and reliable high performance low-flow nebulizer available.

Glass Expansion MicroMist nebulizer



Benefits of the VitriCone Construction

- Sample channel is guaranteed uniform from entry point to nebulizer tip and thus resistant to clogging, in addition to providing a zero-dead volume sample connection.
- Rugged precision-machined capillary resists vibration and delivers the best possible precision.
- Industry's tightest tolerances ensure that each nebulizer will perform to the same high standards as the previous one.

Recommended Applications

- Applications requiring the highest sensitivity and precision, such as toxic metals in cannabis.
- ICP-MS applications where oxide interferences exist.
- Samples with limited volume, such as difficult to digest samples or biological.
- Radioactive samples that are expensive to dispose of.
- Volatile organic solvents that would otherwise cause an excessive load on the plasma.



GLASS EXPANSION
Quality By Design

Head office

6 Central Boulevard
Port Melbourne VIC 3207
Australia
+61 3 9320 1111
enquiries@geicp.com

Americas

31 Jonathan Bourne Drive
Unit 7, Pocasset, MA 02559
USA
508 563 1800
geusa@geicp.com

Europe

Friedenbachstrasse 9
35781 Weilburg
Germany
+49 6471 3778517
gegmbh@geicp.com

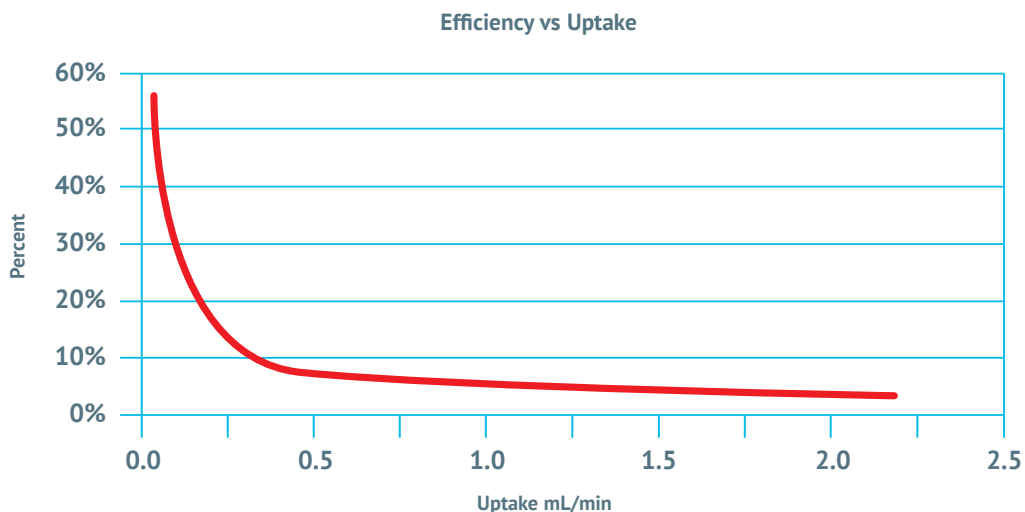


A sample uptake rate for every low-flow application

The MicroMist product line includes models with natural sample uptake rates of 50, 100, 200, 400 and 600 $\mu\text{L}/\text{min}$. With strong and consistent self-aspiration, these nebulizers can be used either with or without external pumping.

Enhanced Efficiency

Although these nebulizers have lower uptake rates, their transport efficiency is higher than for standard flow nebulizers. The graph illustrates the relationship between uptake rate and nebulizer efficiency (the percentage of the sample that reaches the plasma as opposed to going down the drain).



The 50 $\mu\text{L}/\text{min}$ nebulizer has 50% efficiency and therefore injects 25 $\mu\text{L}/\text{min}$ into the plasma. On the other hand, the standard 2 mL/min nebulizer has 2% efficiency, resulting in 40 $\mu\text{L}/\text{min}$ of sample injected into the plasma. This means that the MicroMist nebulizer can reduce sample consumption by a factor of 40 and yet the sensitivity is reduced by less than a factor of two.

Reduced Interferences

The smaller droplet size of the MicroMist nebulizer has additional analytical advantages, including reduced matrix interferences and a more robust plasma.

Learn more at: www.geicp.com/nebulizers